



# Club Health Assessment for District 33 Y through March 2025

			Status	Membership							Reports					Finance	LCIF
Club Number	Club Name	Charter Date		Current Member Count	YTD Members Added	YTD Members Dropped	YTD Net Growth	YTD Net Growth%	Member Count 12 Months Ago	Avg. length of service for dropped members	Months Since Last MMR ***	Yrs. Since Last Officer Report	President Rotation	Vice President Reported ****	Months Since Last Activity Report ***	Account Balance	Donations for current Fiscal Year
			Number of times on status quo within last two years	If below 15 members appears						If net loss is greater than 20% appears	If no report in 3 months appears in	When more than one year appears in	Number of repeat terms	Notes the officers that do not have an active	If no report at 12 months red		
<b>Clubs more than two years old</b>																	
11924	ADAMS	07/31/1939	Active	63	5	7	-2	-3.08%	61	24	1		2	N	SC	0	\$1,050.00
11925	AGAWAM	03/17/1944	Active	68	1	10	-9	-11.69%	67	7	2		2	N		1	\$1,000.00
117176	AMHERST	06/15/2012	Active	2	0	0	0	0.00%	2		19		6		M,VP,SC	24+	
11928	BELCHERTOWN	09/06/1945	Active	43	4	5	-1	-2.27%	42	9	0			N	P,T,SC	24+	\$4,000.00
11929	CHARLEMONT	11/20/1946	Active	13	0	0	0	0.00%	13		10		2	N	SC	6	\$100.00
11930	CHESHIRE	11/08/1955	Active	25	2	5	-3	-10.71%	29	9	0				M,VP,SC	11	\$500.00
11933	CUMMINGTON	01/07/1968	Active	7	0	0	0	0.00%	7		25		10	N	VP,SC	24+	90+ Days
11934	DALTON	12/22/1960	Active	19	0	0	0	0.00%	18		10		5	R	P,VP,SC	24+	\$100.00
11969	DEERFIELD	04/12/1946	Active	16	0	3	-3	-15.79%	21	23	2		16	N	VP,SC	24+	\$100.00
11936	EAST LONGMEADOW	02/22/1943	Active	43	7	1	6	16.22%	41	7	0		4		VP,SC	3	
11938	GRANBY	08/11/1953	Active	24	3	0	3	14.29%	23		0		2		M,VP,SC	24+	
11939	GRANVILLE-TOLLAND L C	06/02/1965	Active	23	0	0	0	0.00%	25		2			R	M,SC	24+	\$500.00
11944	HATFIELD	12/20/1944	Active	17	1	2	-1	-5.56%	17	12	1			N	M,VP,SC	5	
11945	HINSDALE	12/16/1954	Active	21	5	2	3	16.67%	18	11	0		7	R	P,M,VP,SC	5	\$300.00
11946	HOLYOKE	11/24/1922	Active	8	0	0	0	0.00%	8		18		14		P,VP,SC	24+	\$1,000.00
11948	HUNTINGTON	09/11/1951	Active	10	1	3	-2	-16.67%	10	9	0		2	R	M,SC	0	\$250.00
11951	LEE	12/08/1964	Active	30	2	2	0	0.00%	30	11	1			R	M,SC	0	\$2,250.00
11954	LUDLOW	01/18/1943	Active	38	0	1	-1	-2.56%	41	3	0		2	N	SC	24+	\$1,155.00
11956	NORTH ADAMS	07/28/1938	Active	20	5	1	4	25.00%	16	16	2		4		M,VP,SC	4	
11957	NORTHAMPTON	03/16/1936	Active	32	1	3	-2	-5.88%	34	6	0			N		0	\$575.00
41332	PELHAM	05/25/1982	Active	1	1	3	-2	-66.67%	13	34	5		5		M,VP,SC	24+	\$50.00
11959	PITTSFIELD	08/01/1922	Active	14	1	0	1	7.69%	13		8		5		VP,SC	24+	\$675.00
11962	SOUTHAMPTON	02/19/1962	Active	29	0	3	-3	-9.38%	33	9	6			N	T,SC	24+	
11964	SOUTHWICK	04/02/1947	Active	60	5	1	4	7.14%	57	15	0			R	SC	1	\$5,697.35



## Club Health Assessment for District 33 Y through March 2025

Club Number	Club Name	Charter Date	Status	Membership							Reports					Finance	LCIF
				Current Member Count	YTD Members Added	YTD Members Dropped	YTD Net Growth	YTD Net Growth%	Member Count 12 Months Ago	Avg. length of service for dropped members	Months Since Last MMR ***	Yrs. Since Last Officer Report	President Rotation	Vice President Reported ****	Months Since Last Activity Report ***	Account Balance	Donations for current Fiscal Year
			Number of times on status quo within last two years	If below 15 members appears				If net loss is greater than 20% appears			If no report in 3 months appears	When more than one year appears in	Number of repeat terms	Notes the officers that do not have an active	If no report at 12 months appears in red		
Exc Award (06/30/2024)																	
11967	SPRINGFIELD 16 ACRES	04/25/1947	Active	21	2	3	-1	-4.55%	25	17	3		3	VP,SC	0		
11968	STOCKBRIDGE	05/18/1965	Active	4	0	0	0	0.00%	4		55		14	P,S,T,M,VP SC	N/R		
11972	WEST SPRINGFIELD	10/31/1945	Active	69	5	2	3	4.55%	65	17	0		2	VP,SC	4		\$700.00
11974	WILBRAHAM	09/19/1946	Active	9	0	0	0	0.00%	10		9		8	T,VP,SC	18		
11970	WILLIAMSBURG	10/05/1971	Active	11	0	0	0	0.00%	11		12		2	N P,T,SC	24+		\$400.00

Clubs Cancelled Previous Fiscal Year – Clubs Cancelled within last 12 months may be reinstated

Club Number	Club Name	Charter Date	Current Status*	Cancellation Date
11963	SOUTH HADLEY	06/19/1946	Cancelled(6*)	10/29/2023

Current Total Clubs Count	YTD New Clubs Count	YTD Cancelled Clubs Count	YTD Net Club Gain	Current Total Members Count	YTD Add	YTD Drop	YTD Net Growth	YTD Net Growth %	Member Count 12 Months Ago	Average Member Count Per Club	% of Clubs with less than 20 members	% No MMR in 3 Months	% No Officer Report in 12 Months	% of Clubs with balance 90+ days	Number of Clubs in Status Quo	% Status Quo Clubs in Financial Suspension	Number of Cancelled Clubs	Average Cancelled Club Age	Members Lost Due to Cancellation	% of Clubs Cancelled for Non-Financial Reasons
29	0	0	0	740	51	57	-6	-0.80%	754	26	45%	41%	0%	3%	0	0%	0	0	0	0%

\* - P - Priority Club. Cancellation Reasons: 1-Objectives/conduct, 2-Non-active club, 5-Non-existing club, 6-Disbanding, 7-Merger, 8-Financial Suspension, 9-District/Multiple District Dues.

\*\* - Abbreviation: P-President, S-Secretary, T-Treasurer, M-Member Chairperson, VP-First Vice President, MC-Communications Chairperson, SC-Service Chairperson

\*\*\* - Abbreviation: N/R - Never reported using the Lions Clubs website, N/A - Not applicable, No password registered for the Lions Clubs website.

\*\*\*\* - Abbreviation: N - New, IP - Immediate Past, R - Repeat.




# Club Health Assessment for District 33 A through March 2025

			Status	Membership							Reports					Finance		LCIF
Club Number	Club Name	Charter Date		Current Member Count	YTD Members Added	YTD Members Dropped	YTD Net Growth	YTD Net Growth%	Member Count 12 Months Ago	Avg. length of service for dropped members	Months Since Last MMR ***	Yrs. Since Last Officer Report	President Rotation	Vice President Reported ****	Months Since Last Activity Report ***	Account Balance	Donations for current Fiscal Year	
			Number of times on status quo within last two years	If below 15 members appears					If net loss is greater than 20% appears			If no report in 3 months appears in	When more than one year appears in	Number of repeat terms	Notes the officers that do not have an active	If no report at 12 months appears in red		
Clubs less than two years old																		
157827	Worcester	04/11/2024	Active	23	4	2	2	9.52%	0	1	3		2	R	M,SC	3		\$1,506.00
Clubs more than two years old																		
11976	ASHBURNHAM	02/15/1965	Active	29	0	0	0	0.00%	30		4				M,VP,SC	6		\$1,400.00
11977	ATHOL	01/31/1950	Active	44	2	5	-3	-6.38%	48	10	0			N	SC	1		\$55.00
11978	AUBURN	05/22/1952	Active(2)	5	0	0	0	0.00%	5		14	1	None		P,S,T,M,VP SC	0	90+ Days	\$100.00
11979	BARRE	06/16/1964	Active	19	0	0	0	0.00%	20		7			R	SC	1		\$390.00
Exc Award (06/30/2018, 06/30/2020)																		
131951	Bay State VIP	06/28/2017	Active(1)	2	0	0	0	0.00%	2		12	1	None		P,S,T,M,VP SC	7	90+ Days	
11980	BERLIN	03/23/1965	Active(2)	11	0	0	0	0.00%	11		14				M,VP,SC	23		
11981	BOLTON	06/09/1964	Active	4	1	0	1	33.33%	3		3				M,VP,SC	24+	90+ Days	\$300.00
11983	BOYLSTON	03/10/1964	Active	48	0	0	0	0.00%	46		2		2	N	SC	4		
11984	BROOKFIELDS	05/25/1943	Active	35	2	1	1	2.94%	34	43	0		7	R	T,M,SC	5		\$2,705.00
Exc Award (06/30/2020)																		
31336	CHARLTON	11/10/1975	Active	27	4	4	0	0.00%	27	5	4			N	SC	16		\$550.00
11985	CLINTON	02/09/1942	Active	1	0	0	0	0.00%	1		12	1	None		P,S,T,M,VP SC	24+		
11987	FITCHBURG COMMUNITY	10/06/1949	Active	17	0	4	-4	-19.05%	22	8	7		5	N	SC	3		\$700.00
11988	GARDNER	08/25/1949	Active	49	4	5	-1	-2.00%	52	20	0		2		M,VP,SC	1		\$500.00
11989	GRAFTON	01/01/1955	Active	32	5	7	-2	-5.88%	36	18	6		3	R	M,SC	0		\$1,750.00
Exc Award (06/30/2021)																		
11990	HARVARD	03/16/1957	Active	70	6	2	4	6.06%	66	19	0			N	M,SC	3		\$4,000.00
Exc Award (06/30/2020)																		
68651	HOPEDALE	04/18/2003	Active(1)	3	0	0	0	0.00%	2		9	1	None		P,S,T,M,VP SC	24+	90+ Days	\$150.00
31433	HUBBARDSTON	12/15/1975	Active	47	4	4	0	0.00%	46	3	0		2	R	M,SC	0		\$80.00
Exc Award (06/30/2018, 06/30/2020, 06/30/2021)																		
11993	LEICESTER	11/28/1945	Active	12	0	0	0	0.00%	12		14	1	None		P,S,T,M,VP SC	24+	90+ Days	




# Club Health Assessment for District 33 A through March 2025

			Status	Membership							Reports					Finance		LCIF
Club Number	Club Name	Charter Date		Current Member Count	YTD Members Added	YTD Members Dropped	YTD Net Growth	YTD Net Growth%	Member Count 12 Months Ago	Avg. length of service for dropped members	Months Since Last MMR ***	Yrs. Since Last Officer Report	President Rotation	Vice President Reported ****	Months Since Last Activity Report ***	Account Balance	Donations for current Fiscal Year	
			Number of times on status quo within last two years	If below 15 members appears				If net loss is greater than 20% appears			If no report in 3 months appears in	When more than one year appears in	Number of repeat terms	Notes the officers that do not have an active	If no report at 12 months red			
78715	LEOMINSTER	04/06/2004	Active	13	0	1	-1	-7.14%	17	33	0			M,VP,SC	22		\$885.00	
98119	LUNENBURG TURKEY HILL FAMILY	01/01/2007	Active	72	0	0	0	0.00%	91		8		2	VP,SC	4			
28181	MENDON	03/22/1974	Active	39	1	0	1	2.63%	40		3		2	VP,SC	0		\$2,075.00	
Exc Award (06/30/2018, 06/30/2022)																		
11996	MILFORD	09/23/1952	Active	54	0	3	-3	-5.26%	53	12	0			N M,SC	3		\$4,670.00	
30101	MILLBURY	01/06/1975	Active	51	1	12	-11	-17.74%	62	13	0		2	M,VP,SC	4		\$1,010.00	
11997	MONSON	06/06/1955	Active	17	7	1	6	54.55%	16	9	0			N M,SC	1		\$550.00	
Exc Award (06/30/2021)																		
11998	NORTHBORO	12/06/1950	Active	19	0	0	0	0.00%	19		9			T,M,VP,SC	4	90+ Days		
30580	ORANGE	04/24/1975	Active	6	2	1	1	20.00%	5	1	0			R S,M,SC	4			
11999	OXFORD	09/28/1945	Active	19	1	1	0	0.00%	17	6	0		None	P,M,VP,SC	2		\$510.00	
12000	PALMER	05/26/1949	Active	16	2	2	0	0.00%	22	2	1			T,M,VP,SC	9			
42401	PAXTON	03/29/1983	Active	19	0	0	0	0.00%	19		0		None	P,S,M,VP,SC	5			
Exc Award (06/30/2021, 06/30/2023)																		
31434	PETERSHAM	12/08/1975	Active	32	2	2	0	0.00%	34	36	1			N VP,SC	1			
33021	PHILLIPSTON	11/29/1976	Active	4	0	0	0	0.00%	4		12	1	None	P,S,T,M,VP SC	1	90+ Days	\$150.00	
12001	RUTLAND	10/05/1971	Active	48	1	4	-3	-5.88%	52	24	0			N SC	0		\$1,000.00	
12002	SHREWSBURY	06/01/1943	Active	24	0	0	0	0.00%	24		13		6	N M,SC	13			
12004	SOUTHBRIDGE	04/30/1937	Active	66	2	1	1	1.54%	65	0	2			N SC	0		\$600.00	
12007	STURBRIDGE	01/04/1966	Active	22	0	4	-4	-15.38%	27	34	1			M,VP,SC	0		\$3,000.00	
44012	SUTTON	06/18/1984	Active	44	1	0	1	2.33%	42		6			N SC	1		\$2,000.00	
Exc Award (06/30/2024)																		
31547	TEMPLETON	01/26/1976	Active	23	0	1	-1	-4.17%	25	10	4			IP M,SC	2		\$1,005.00	
125093	Uxbridge	06/10/2015	Active	14	0	0	0	0.00%	14		10		2	N M,SC	0		\$500.00	
12010	WARE	09/18/1945	Active	15	0	4	-4	-21.05%	18	3	2		None	R P,M,SC	4		\$100.00	
12012	WEBSTER	09/26/1929	Active	18	3	0	3	20.00%	15		3		3	R SC	24+			



# Club Health Assessment for District 33 A through March 2025

			Status	Membership							Reports					Finance	LCIF
Club Number	Club Name	Charter Date		Current Member Count	YTD Members Added	YTD Members Dropped	YTD Net Growth	YTD Net Growth%	Member Count 12 Months Ago	Avg. length of service for dropped members	Months Since Last MMR ***	Yrs. Since Last Officer Report	President Rotation	Vice President Reported ****	Months Since Last Activity Report ***	Account Balance	Donations for current Fiscal Year
			Number of times on status quo within last two years	If below 15 members appears				If net loss is greater than 20% appears			If no report in 3 months appears in	When more than one year appears in	Number of repeat terms	Notes the officers that do not have an active	If no report at 12 months appears in red		
103407	WEST BROOKFIELD	08/26/2008	Active	16	0	0	0	0.00%	16		1	1	None	P,S,T,M,VP SC	24+		
55632	WESTBOROUGH	04/29/1994	Active	9	1	3	-2	-18.18%	12	4	5		IP	M,SC	24+		\$310.00
12015	WESTMINSTER	06/22/1959	Active	30	0	0	0	0.00%	30		8			S,M,VP,SC	10		\$1,100.00
12016	WINCHENDON	09/18/1963	Active	23	0	1	-1	-4.17%	24	3	5		2	M,VP,SC	0		\$1,510.00

Clubs Cancelled Previous Fiscal Year – Clubs Cancelled within last 12 months may be reinstated

Club Number	Club Name	Charter Date	Current Status*	Cancellation Date
11991	HOLDEN	05/21/1968	Cancelled(6*)	10/29/2023

Current Total Clubs Count	YTD New Clubs Count	YTD Cancelled Clubs Count	YTD Net Club Gain	Current Total Members Count	YTD Add	YTD Drop	YTD Net Growth	YTD Net Growth %	Member Count 12 Months Ago	Average Member Count Per Club	% of Clubs with less than 20 members	% No MMR in 3 Months	% No Officer Report in 12 Months	% of Clubs with balance 90+ days	Number of Clubs in Status Quo	% Status Quo Clubs in Financial Suspension	Number of Cancelled Clubs	Average Cancelled Club Age	Members Lost Due to Cancellation	% of Clubs Cancelled for Non-Financial Reasons
45	0	0	0	1,191	56	75	-19	-1.57%	1,226	26	49%	56%	16%	16%	0	0%	0	0	0	0%

\* - P - Priority Club. Cancellation Reasons: 1-Objectives/conduct, 2-Non-active club, 5-Non-existing club, 6-Disbanding, 7-Merger, 8-Financial Suspension, 9-District/Multiple District Dues.

\*\* - Abbreviation: P-President, S-Secretary, T-Treasurer, M-Member Chairperson, VP-First Vice President, MC-Communications Chairperson, SC-Service Chairperson

\*\*\* - Abbreviation: N/R - Never reported using the Lions Clubs website, N/A - Not applicable, No password registered for the Lions Clubs website.

\*\*\*\* - Abbreviation: N - New, IP - Immediate Past, R - Repeat.




# Club Health Assessment for District 33 N through March 2025

			Status	Membership							Reports					Finance		LCIF
Club Number	Club Name	Charter Date		Current Member Count	YTD Members Added	YTD Members Dropped	YTD Net Growth	YTD Net Growth%	Member Count 12 Months Ago	Avg. length of service for dropped members	Months Since Last MMR ***	Yrs. Since Last Officer Report	President Rotation	Vice President Reported ****	Months Since Last Activity Report ***	Account Balance	Donations for current Fiscal Year	
			Number of times on status quo within last two years	If below 15 members appears					If net loss is greater than 20% appears			If no report in 3 months appears in	When more than one year appears in	Number of repeat terms	Notes the officers that do not have an active	If no report at 12 months appears in red		
Clubs more than two years old																		
12020	ACTON	08/18/1955	Active	69	2	2	0	0.00%	67	33	1			N	M,SC	0	90+ Days	\$3,450.00
Exc Award (06/30/2016)																		
12021	AMESBURY	02/26/1950	Active	44	1	4	-3	-6.38%	42	14	0				VP,SC	0		\$2,170.00
Exc Award (06/30/2017, 06/30/2022)																		
12023	AYER	10/22/1930	Active(1)	10	0	0	0	0.00%	10		16	1	None		P,S,T,M,VP SC	24+	90+ Days	
12026	BILLERICA	03/19/1957	Active	37	2	3	-1	-2.63%	40	23	0		2	N	SC	13		\$2,000.00
Exc Award (06/30/2017)																		
12028	CHELMSFORD	01/19/1948	Active	13	3	9	-6	-31.58%	20	2	5		2		VP,SC	10		\$200.00
Exc Award (06/30/2023)																		
12029	CONCORD	10/08/1941	Active	24	0	0	0	0.00%	24		13		2		VP,SC	13		
Exc Award (06/30/2021)																		
12030	DANVERS	10/31/1939	Active	10	0	1	-1	-9.09%	12	34	3		None		P,M,VP,SC	16		\$20.00
12031	DRACUT	10/20/1972	Active	8	0	2	-2	-20.00%	10	4	7		5		M,VP,SC	24+		
34830	DUNSTABLE-TYNGSBORO L C	12/20/1977	Active	21	0	3	-3	-12.50%	24	15	3		3	N	SC	12		\$25.00
Exc Award (06/30/2021, 06/30/2022)																		
12032	ESSEX	02/17/1955	Active	6	0	0	0	0.00%	9		9		9	R	SC	4		
125191	Essex County Regional	06/18/2015	Active	2	0	0	0	0.00%	2		12		2		M,VP,SC	24+		
Exc Award (06/30/2017)																		
12036	HAVERHILL	11/27/1944	Active	36	0	1	-1	-2.70%	33	2	6			N	SC	1		
Exc Award (06/30/2017, 06/30/2021, 06/30/2022)																		
12037	IPSWICH	11/25/1958	Active	9	0	4	-4	-30.77%	13	12	3		5		VP,SC	2		\$50.00
Exc Award (06/30/2017)																		
12038	LAWRENCE	12/18/1923	Active	2	0	1	-1	-33.33%	14	67	8		6		M,VP,SC	6		
34753	LAWRENCE LATIN	12/08/1977	Active(1)	22	0	0	0	0.00%	22		8	1	None		P,S,T,M,VP SC	24+		
12039	LEXINGTON	10/03/1935	Active	35	0	1	-1	-2.78%	34	57	6			N	M,SC	14		
12041	LOWELL	08/08/1923	Active	17	0	1	-1	-5.56%	18	5	3			R		0		\$239.00
Exc Award (06/30/2017, 06/30/2022)																		



# Club Health Assessment for District 33 N through March 2025

			Status	Membership							Reports					Finance	LCIF
Club Number	Club Name	Charter Date		Current Member Count	YTD Members Added	YTD Members Dropped	YTD Net Growth	YTD Net Growth%	Member Count 12 Months Ago	Avg. length of service for dropped members	Months Since Last MMR ***	Yrs. Since Last Officer Report	President Rotation	Vice President Reported ****	Months Since Last Activity Report ***	Account Balance	Donations for current Fiscal Year
			Number of times on status quo within last two years	If below 15 members appears				If net loss is greater than 20% appears			If no report in 3 months appears in	When more than one year appears in	Number of repeat terms	Notes the officers that do not have an active	If no report at 12 months appears in red		
12042	LYNN	12/26/1922	Active	31	2	6	-4	-11.43%	39	37	1		2	R	M,SC	24+	\$1,500.00
53225	LYNN SHOE CITY	06/04/1992	Active	33	0	1	-1	-2.94%	34	40	3			N		3	\$500.00
	Exc Award (06/30/2016, 06/30/2017, 06/30/20																
12043	LYNN WYOMA	11/20/1953	Active	44	5	1	4	10.00%	39	0	1		3	R	SC	1	\$910.00
	Exc Award (06/30/2017, 06/30/2023, 06/30/20																
12045	MAGNOLIA	06/07/1946	Active	10	0	0	0	0.00%	10		15	1	None		P,S,T,M,VP SC	24+	90+ Days
12048	MELROSE	10/26/1925	Active	10	0	5	-5	-33.33%	15	45	7		18		M,VP,SC	24+	
12049	MERRIMAC	04/28/1948	Active	14	0	0	0	0.00%	14		9		3	R	M,SC	19	
12050	METHUEN	10/23/1953	Active	9	7	0	7	350.00%	2		3		9		VP,SC	6	\$1,998.93
12052	NAHANT	06/23/1954	Active	23	3	1	2	9.52%	21	11	5			R	M,SC	24	\$3,000.00
33668	NEWBURYPORT	04/19/1977	Active	33	3	4	-1	-2.94%	35	19	4		2	N	SC	7	\$1,000.00
	Exc Award (06/30/2023)																
12054	NORTH ANDOVER	03/19/1956	Active	20	3	0	3	17.65%	17		0		2	R	M,VP,SC	3	
12056	PEABODY	05/31/1945	Active(1)	36	3	0	3	9.09%	34		4		6	N	M,SC	24+	
152398	Peabody North Shore	08/24/2022	Active	0	0	19	-19	-100.00%	18	9	0		None		P,S,T,M,VP SC	7	
	Exc Award (06/30/2023)																
12057	PEPPERELL	12/12/1947	Active	47	1	4	-3	-6.00%	49	8	1				VP	12	
	Exc Award (06/30/2017)																
12058	READING	04/20/1938	Active	35	0	3	-3	-7.89%	38	6	1			N	SC	0	\$1,152.00
12060	SALISBURY	02/27/1949	Active(1)	40	3	1	2	5.26%	39	6	0		2	N	M,SC	5	\$748.50
	Exc Award (06/30/2021)																
12061	SAUGUS	11/30/1928	Active	48	5	3	2	4.35%	47	18	1		3	R	M,SC	24+	\$250.00
	Exc Award (06/30/2023, 06/30/2024)																
12064	TEWKSBURY	11/13/1954	Active	34	4	2	2	6.25%	27	5	3		3	N	M,SC	17	\$1,000.00
	Exc Award (06/30/2017)																
12066	TOWNSEND	04/05/1966	Active	38	4	0	4	11.76%	34		0		3	R	SC	0	\$1,100.00
	Exc Award (06/30/2017, 06/30/2022)																
12067	WAKEFIELD	06/26/1930	Active	10	0	0	0	0.00%	10		21	1	None		P,S,T,M,VP SC	24+	90+ Days



## Club Health Assessment for District 33 N through March 2025

INTERNATIONAL

Club Number	Club Name	Charter Date	Status	Membership							Reports				Finance	LCIF	
				Current Member Count	YTD Members Added	YTD Members Dropped	YTD Net Growth	YTD Net Growth%	Member Count 12 Months Ago	Avg. length of service for dropped members	Months Since Last MMR ***	Yrs. Since Last Officer Report	President Rotation	Vice President Reported ****	Months Since Last Activity Report ***	Account Balance	Donations for current Fiscal Year
			Number of times on status quo within last two years	If below 15 members appears				If net loss is greater than 20% appears			If no report in 3 months appears in	When more than one year appears in	Number of repeat terms	Notes the officers that do not have an active	If no report at 12 months appears in red		
46478	WOBURN BREAKFAST	07/24/1986	Active	25	1	6	-5	-16.67%	34	8	1			N	M,SC	17	
	Exc Award (06/30/2017)																
12071	WOBURN HOST	06/28/1950	Active	83	2	5	-3	-3.49%	78	24	3				M,VP,SC	5	\$2,750.00
53501	WOBURN MIDDLESEX	07/01/1992	Active	67	1	2	-1	-1.47%	70	19	0			N	SC	0	\$1,910.00

Clubs Cancelled Previous Fiscal Year – Clubs Cancelled within last 12 months may be reinstated

Club Number	Club Name	Charter Date	Current Status*	Cancellation Date
60878	SALEM	06/12/1998	Cancelled(6*)	10/29/2023

Current Total Clubs Count	YTD New Clubs Count	YTD Cancelled Clubs Count	YTD Net Club Gain	Current Total Members Count	YTD Add	YTD Drop	YTD Net Growth	YTD Net Growth %	Member Count 12 Months Ago	Average Member Count Per Club	% of Clubs with less than 20 members	% No MMR in 3 Months	% No Officer Report in 12 Months	% of Clubs with balance 90+ days	Number of Clubs in Status Quo	% Status Quo Clubs in Financial Suspension	Number of Cancelled Clubs	Average Cancelled Club Age	Members Lost Due to Cancellation	% of Clubs Cancelled for Non-Financial Reasons
39	0	0	0	1,055	55	95	-40	-3.65%	1,098	27	38%	64%	10%	10%	0	0%	0	0	0	0%

\* - P - Priority Club. Cancellation Reasons: 1-Objectives/conduct, 2-Non-active club, 5-Non-existing club, 6-Disbanding, 7-Merger, 8-Financial Suspension, 9-District/Multiple District Dues.

\*\* - Abbreviation: P-President, S-Secretary, T-Treasurer, M-Member Chairperson, VP-First Vice President, MC-Communications Chairperson, SC-Service Chairperson

\*\*\* - Abbreviation: N/R - Never reported using the Lions Clubs website, N/A - Not applicable, No password registered for the Lions Clubs website.

\*\*\*\* - Abbreviation: N - New, IP - Immediate Past, R - Repeat.





# Club Health Assessment for District 33 K through March 2025

			Status	Membership							Reports					Finance		LCIF
Club Number	Club Name	Charter Date		Current Member Count	YTD Members Added	YTD Members Dropped	YTD Net Growth	YTD Net Growth%	Member Count 12 Months Ago	Avg. length of service for dropped members	Months Since Last MMR ***	Yrs. Since Last Officer Report	President Rotation	Vice President Reported ****	Months Since Last Activity Report ***	Account Balance	Donations for current Fiscal Year	
			Number of times on status quo within last two years	If below 15 members appears				If net loss is greater than 20% appears			If no report in 3 months appears in	When more than one year appears in	Number of repeat terms	Notes the officers that do not have an active	If no report at 12 months appears in red			
Clubs more than two years old																		
12072	ARLINGTON	01/31/1938	Active	8	0	0	0	0.00%	8		7		6	T,M,VP,SC	24+			
12073	ASHLAND	04/25/1967	Active	82	6	6	0	0.00%	86	15	0			N	SC	0	\$3,200.00	
Exc Award (06/30/2016, 06/30/2018)																		
54623	ASHLAND GREATER ASHLAND	06/21/1993	Active	31	2	3	-1	-3.13%	39	18	2		3	R	M,SC	5	90+ Days	
Exc Award (06/30/2017, 06/30/2018, 06/30/20)																		
12075	BELLINGHAM	11/08/1950	Active	37	2	4	-2	-5.13%	36	21	0		3	R	T,SC	0	\$4,635.00	
12076	BELMONT	05/29/1948	Active	66	3	2	1	1.54%	64	0	0			N	SC	0	\$3,179.00	
12077	BLACKSTONE	03/21/1959	Active	14	1	3	-2	-12.50%	16	12	4				S,M,VP,SC	17		
Exc Award (06/30/2017)																		
46824	BOSTON CHINATOWN	01/27/1987	Active	25	0	1	-1	-3.85%	26	8	3			N		0	\$5,000.00	
Exc Award (06/30/2016, 06/30/2018)																		
40113	BOSTON HOST	06/24/1981	Active	27	1	0	1	3.85%	21		1			R		0	\$205.00	
110708	BOSTON UNIVERSITY EYE ASSOCIATES	04/04/2011	Active	30	4	3	1	3.45%	29	2	3		6	R	SC	17		
108560	CAMBRIDGE	06/04/2010	Active(1)	3	0	0	0	0.00%	2		13		4		M,VP,SC	17	\$150.00	
12086	CANTON	12/04/1957	Active	26	0	0	0	0.00%	26		5			N	M	17	\$500.00	
45093	CHARLESTOWN	06/18/1985	Active	14	2	3	-1	-6.67%	15	24	1				M,VP,SC	24+	\$500.00	
12091	FOXBORO	09/09/1931	Active	50	3	2	1	2.04%	48	2	3			N	SC	17	\$1,000.00	
12092	FRAMINGHAM	05/19/1949	Active	20	3	1	2	11.11%	18	62	2		7		VP,SC	0	\$1,901.00	
Exc Award (06/30/2017)																		
12093	FRANKLIN	02/27/1945	Active	14	0	1	-1	-6.67%	19	8	3		2	R	SC	3		
Exc Award (06/30/2017, 06/30/2019)																		
107695	FRANKLIN HIMALAYAN NEW ENGLAND	03/10/2010	Active(1)	33	11	0	11	50.00%	18		2			N	M,VP	16		
12094	HINGHAM	03/21/1955	Active(1)	6	0	0	0	0.00%	6		8		7		M,VP,SC	24+	90+ Days	
12095	HOLLISTON	01/23/1941	Active	73	5	4	1	1.39%	73	4	0			N	SC	2	\$14,800.00	
Exc Award (06/30/2017, 06/30/2018, 06/30/20)																		



# Club Health Assessment for District 33 K through March 2025

			Status	Membership							Reports					Finance		LCIF
Club Number	Club Name	Charter Date		Current Member Count	YTD Members Added	YTD Members Dropped	YTD Net Growth	YTD Net Growth%	Member Count 12 Months Ago	Avg. length of service for dropped members	Months Since Last MMR ***	Yrs. Since Last Officer Report	President Rotation	Vice President Reported ****	Months Since Last Activity Report ***	Account Balance	Donations for current Fiscal Year	
			Number of times on status quo within last two years	If below 15 members appears					If net loss is greater than 20% appears			If no report in 3 months appears in	When more than one year appears in	Number of repeat terms	Notes the officers that do not have an active	If no report at 12 months appears in red		
30579	HOPKINTON	04/24/1975	Active	12	0	2	-2	-14.29%	14	8	2		5	M,VP	4	90+ Days	\$500.00	
Exc Award (06/30/2024)																		
12096	HULL	03/20/1961	Active	41	0	2	-2	-4.65%	43	16	4		5	R SC	15		\$250.00	
Exc Award (06/30/2017)																		
12097	HYDE PARK	12/17/1968	Active	19	0	13	-13	-40.63%	32	5	3			S,T,M,VP,SC	20			
Exc Award (06/30/2017)																		
12098	MALDEN	06/23/1937	Active	33	1	4	-3	-8.33%	39	13	2		2	M,VP,SC	5		\$3,000.00	
12099	MARLBOROUGH	01/28/1951	Active	35	10	0	10	40.00%	30		0			N	0		\$4,820.00	
Exc Award (06/30/2017, 06/30/2018)																		
12101	MEDFIELD	11/24/1944	Active	69	0	0	0	0.00%	69		6			N SC	0		\$3,500.00	
12102	MEDFORD	03/16/1937	Active	10	0	0	0	0.00%	10		3		3	R M,SC	20			
42061	MEDWAY	12/09/1982	Active	42	3	6	-3	-6.67%	45	11	2			M,VP,SC	0	\$5,201.00		
Exc Award (06/30/2020)																		
12104	MILLIS	02/28/1945	Active	45	2	2	0	0.00%	46	13	1			N M,SC	2	\$1,100.00		
Exc Award (06/30/2017, 06/30/2019)																		
12106	NATICK	06/15/1955	Active	2	0	1	-1	-33.33%	3	22	3		3	T,M,VP,SC	3	\$200.00		
88541	NEW ENGLAND COLLEGE OF OPTOMETRY	06/06/2005	Active(1)	14	6	6	0	0.00%	20	1	4			N M	16			
12108	NEWTON	03/19/1942	Active	1	1	1	0	0.00%	1	0	5		11	M,VP,SC	4	\$100.00		
12109	NORFOLK	10/16/1958	Active	105	9	7	2	1.94%	103	3	0			N	1	\$7,240.00		
Exc Award (06/30/2018)																		
12110	NORWOOD	03/04/1941	Active	1	1	10	-9	-90.00%	13	15	2		None	P,S,T,M,VP SC	22			
12111	PLAINVILLE	01/28/1946	Active	20	1	5	-4	-16.67%	24	6	1			M,VP,SC	3			
12112	QUINCY	01/20/1941	Active	73	13	4	9	14.06%	59	12	1			R	0	\$160.00		
Exc Award (06/30/2016, 06/30/2020, 06/30/2022)																		
12113	RANDOLPH	04/12/1950	Active	31	0	4	-4	-11.43%	37	16	1		2	R M	1	\$1,200.00		
Exc Award (06/30/2016, 06/30/2022)																		
59547	SHARON	05/14/1997	Active	28	1	1	0	0.00%	29	1	3		2	N SC	0	\$1,135.00		
Exc Award (06/30/2016, 06/30/2017, 06/30/2020)																		



# Club Health Assessment for District 33 K through March 2025

			Status		Membership						Reports					Finance		LCIF		
Club Number	Club Name	Charter Date		Current Member Count	YTD Members Added	YTD Members Dropped	YTD Net Growth	YTD Net Growth%	Member Count 12 Months Ago	Avg. length of service for dropped members	Months Since Last MMR ***	Yrs. Since Last Officer Report	President Rotation	Vice President Reported ****	Months Since Last Activity Report ***	Account Balance	Donations for current Fiscal Year			
			Number of times on status quo within last two years	If below 15 members appears					If net loss is greater than 20% appears			If no report in 3 months appears in	When more than one year appears in	Number of repeat terms	Notes the officers that do not have an active red	If no report at 12 months appears in red				
12115	SHERBORN	12/03/1963	Active	27	3	0	3	12.50%	27		3			IP	SC	8		\$850.00		
Exc Award (06/30/2017)																				
12116	SOMERVILLE	10/10/1933	Active	24	0	0	0	0.00%	21		9			IP	SC	17		\$50.00		
Exc Award (06/30/2018)																				
12117	STOUGHTON	05/24/1950	Active	35	4	0	4	12.90%	34		0		2	R	VP,SC	15		\$600.00		
12118	STOW	04/07/1965	Active	22	5	1	4	22.22%	18	24	0			N	SC	0		\$1,900.00		
Exc Award (06/30/2016, 06/30/2017, 06/30/20																				
138695	Sudbury	06/21/2019	Active	1	0	8	-8	-88.89%	9	5	4	1	None		P,S,T,M,VP SC	24+				
12119	WALPOLE	03/31/1956	Active	22	0	0	0	0.00%	22		8		3		M,VP,SC	16				
12120	WALTHAM	08/28/1939	Active	69	7	6	1	1.47%	71	46	0			N	SC	2		\$14,000.00		
130845	Wellesley Centennial	05/04/2017	Active	13	2	0	2	18.18%	11		0			R	SC	0				
Exc Award (06/30/2023, 06/30/2024)																				
12125	WESTWOOD	05/17/1940	Active	26	0	0	0	0.00%	26		16		2		M,VP,SC	16				
Exc Award (06/30/2018)																				
60391	WEYMOUTH	02/20/1998	Active	17	3	7	-4	-19.05%	21	18	0		9		M,VP,SC	19		\$500.00		
12127	WRENTHAM	04/22/1941	Active	66	0	5	-5	-7.04%	78	22	0		None		P,T,M,VP,SC	1		\$3,755.00		
Current Total Clubs Count	YTD New Clubs Count	YTD Cancelled Clubs Count	YTD Net Club Gain	Current Total Members Count	YTD Add	YTD Drop	YTD Net Growth	YTD Net Growth %	Member Count 12 Months Ago	Average Member Count Per Club	% of Clubs with less than 20 members	% No MMR in 3 Months	% No Officer Report in 12 Months	% of Clubs with balance 90+ days	Number of Clubs in Status Quo	% Status Quo Clubs in Financial Suspension	Number of Cancelled Clubs	Average Cancelled Club Age	Members Lost Due to Cancellation	% of Clubs Cancelled for Non-Financial Reasons
47	0	0	0	1,462	115	128	-13	-0.88%	1,505	31	34%	47%	2%	6%	0	0%	0	0	0	0%

\* - P - Priority Club. Cancellation Reasons: 1-Objectives/conduct, 2-Non-active club, 5-Non-existing club, 6-Disbanding, 7-Merger, 8-Financial Suspension, 9-District/Multiple District Dues.


\*\* - Abbreviation: P-President, S-Secretary, T-Treasurer, M-Member Chairperson, VP-First Vice President, MC-Communications Chairperson, SC-Service Chairperson

\*\*\* - Abbreviation: N/R - Never reported using the Lions Clubs website, N/A - Not applicable, No password registered for the Lions Clubs website.

\*\*\*\* - Abbreviation: N - New, IP - Immediate Past, R - Repeat.



# Club Health Assessment for District 33 S through March 2025

			Status	Membership							Reports					Finance		LCIF
Club Number	Club Name	Charter Date		Current Member Count	YTD Members Added	YTD Members Dropped	YTD Net Growth	YTD Net Growth%	Member Count 12 Months Ago	Avg. length of service for dropped members	Months Since Last MMR ***	Yrs. Since Last Officer Report	President Rotation	Vice President Reported ****	Months Since Last Activity Report ***	Account Balance	Donations for current Fiscal Year	
			Number of times on status quo within last two years	If below 15 members appears				If net loss is greater than 20% appears			If no report in 3 months appears in	When more than one year appears in	Number of repeat terms		Notes the officers that do not have an active	If no report at 12 months appears in red		
Clubs more than two years old																		
12128	ABINGTON	04/20/1955	Active	22	0	2	-2	-8.33%	24	9	2		2	R	7		\$2,500.00	
Exc Award (06/30/2018, 06/30/2019, 06/30/2020)																		
12129	ACUSHNET	02/12/1957	Active	46	0	3	-3	-6.12%	50	33	2			IP	P,M,SC	6	\$11,000.00	
12131	ATTLEBORO SOUTH	11/17/1965	Active	58	11	4	7	13.73%	51	21	0			R		3	\$500.00	
ATTLEBORO																		
Exc Award (06/30/2021, 06/30/2023)																		
59896	BARNSTABLE-YARMOUTH L C	08/01/1997	Active	11	0	1	-1	-8.33%	13	5	4		2		M,VP,SC	12	\$1,000.00	
Exc Award (06/30/2018, 06/30/2020)																		
12133	BRIDGEWATER	12/14/1926	Active	52	1	13	-12	-18.75%	61	21	1			N		10	\$1,050.00	
Exc Award (06/30/2018, 06/30/2023)																		
52284	BRIDGEWATER ACADEMY	12/17/1991	Active	22	1	1	0	0.00%	25	1	1			N	S,SC	3	\$520.00	
Exc Award (06/30/2019, 06/30/2020, 06/30/2020)																		
102064	BRIDGEWATER COMMUNITY	05/08/2008	Active	15	0	0	0	0.00%	15		8		3		M,VP,SC	2	\$9,118.34	
Exc Award (06/30/2021)																		
102142	BROCKTON	06/18/2008	Active	11	1	5	-4	-26.67%	15	7	4		3		VP,SC	10		
Exc Award (06/30/2018, 06/30/2021)																		
145692	Cape Cod Paws of Comfort	03/17/2021	Active	7	1	2	-1	-12.50%	10	4	2			IP	M,SC	0	\$500.00	
12159	CHATHAM-NAUSET L C	01/07/1970	Active	2	0	0	0	0.00%	2		15		2		M,VP,SC	24+		
Exc Award (06/30/2021)																		
102156	DARTMOUTH	06/03/2008	Active(1)	1	0	0	0	0.00%	1		34	3	None		P,S,T,M,VP SC	24+		
12137	DENNIS HARWICH L C	12/13/1967	Active	16	4	1	3	23.08%	13	54	4		2	R	M,VP,SC	2	\$200.00	
Exc Award (06/30/2017, 06/30/2019)																		
12138	DIGHTON	10/25/1955	Active	51	1	3	-2	-3.77%	53	7	4			R	SC	0	\$1,500.00	
Exc Award (06/30/2018, 06/30/2021, 06/30/2020)																		
111506	DUXBURY	06/24/2011	Active	12	0	2	-2	-14.29%	14	13	1			N	SC	2	\$2,500.00	
Exc Award (06/30/2019, 06/30/2024)																		
12141	EAST BRIDGEWATER	02/27/1968	Active(1)	33	33	33	0	0.00%	33	20	0		2	R	M,SC	24+		
Exc Award (06/30/2018, 06/30/2019)																		



# Club Health Assessment for District 33 S through March 2025

			Status	Membership							Reports					Finance		LCIF
Club Number	Club Name	Charter Date		Current Member Count	YTD Members Added	YTD Members Dropped	YTD Net Growth	YTD Net Growth%	Member Count 12 Months Ago	Avg. length of service for dropped members	Months Since Last MMR ***	Yrs. Since Last Officer Report	President Rotation	Vice President Reported ****	Months Since Last Activity Report ***	Account Balance	Donations for current Fiscal Year	
			Number of times on status quo within last two years	If below 15 members appears				If net loss is greater than 20% appears			If no report in 3 months appears in	When more than one year appears in	Number of repeat terms	Notes the officers that do not have an active	If no report at 12 months appears in red			
12142	EASTON	09/16/1931	Active	150	9	13	-4	-2.60%	155	4	1		2	N	0		\$5,400.00	
	Exc Award (06/30/2017, 06/30/2021, 06/30/2024)																	
12143	FAIRHAVEN	10/24/1944	Active	31	0	5	-5	-13.89%	36	6	1		2	R	M,SC	3	\$250.00	
	Exc Award (06/30/2018, 06/30/2019, 06/30/2024)																	
12144	FALL RIVER	03/07/1923	Active	27	0	0	0	0.00%	27		4			N	SC	3	\$2,050.00	
	Exc Award (06/30/2017, 06/30/2018)																	
53358	FALL RIVER CAROUSEL	06/16/1992	Active	26	1	0	1	4.00%	24		8		6	R	SC	10	\$500.00	
105371	FALMOUTH	05/04/2009	Active	12	0	0	0	0.00%	12		10		3		M,VP,SC	12	\$300.00	
12146	FREETOWN	03/21/1946	Active	18	1	0	1	5.88%	18		5				VP	8	\$1,000.00	
12148	HANOVER	04/18/1961	Active	15	0	1	-1	-6.25%	16	25	3				VP	16	\$100.00	
12150	KINGSTON	09/10/1947	Active	11	0	0	0	0.00%	11		16		4		M,VP,SC	24+		
	Exc Award (06/30/2018, 06/30/2021)																	
12151	LAKEVILLE	03/26/1959	Active	39	2	6	-4	-9.30%	43	16	0			N	M,SC	13	\$3,000.00	
	Exc Award (06/30/2018, 06/30/2022, 06/30/2024)																	
12156	MATTAPOISETT	06/26/1953	Active	67	5	1	4	6.35%	64	0	2			N		0	\$1,000.00	
	Exc Award (06/30/2017, 06/30/2018, 06/30/2024)																	
12157	MIDDLEBORO	12/12/1930	Active	8	0	3	-3	-27.27%	11	11	2		5	R	M,SC	11		
12160	NEW BEDFORD	12/18/1934	Active	13	0	0	0	0.00%	14		9		3	R	VP,SC	10	\$750.00	
12162	NORTON	09/12/1945	Active	19	0	0	0	0.00%	19		17			N	SC	2	\$500.00	
	Exc Award (06/30/2018, 06/30/2020, 06/30/2024)																	
52748	NORTON COMMUNITY	03/25/1992	Active	30	1	1	0	0.00%	32	0	0		2	R		0		
	Exc Award (06/30/2020, 06/30/2021, 06/30/2024)																	
12165	PLYMOUTH	06/26/1947	Active	60	3	6	-3	-4.76%	62	12	0			N	SC	0	\$2,295.00	
	Exc Award (06/30/2018, 06/30/2024)																	
12166	PROVINCETOWN	02/22/1932	Active	59	4	3	1	1.72%	57	25	1		11	R	SC	11	\$2,000.00	
	Exc Award (06/30/2021, 06/30/2024)																	
12167	RAYNHAM	02/13/1946	Active	40	6	1	5	14.29%	35	32	0		2	R	SC	0	\$1,600.00	
12168	REHOBOTH	01/29/1957	Active	54	4	4	0	0.00%	54	10	2		2		T,M,VP,SC	11	\$600.00	



# Club Health Assessment for District 33 S through March 2025


			Status	Membership							Reports					Finance		LCIF		
Club Number	Club Name	Charter Date		Current Member Count	YTD Members Added	YTD Members Dropped	YTD Net Growth	YTD Net Growth%	Member Count 12 Months Ago	Avg. length of service for dropped members	Months Since Last MMR ***	Yrs. Since Last Officer Report	President Rotation	Vice President Reported ****	Months Since Last Activity Report ***	Account Balance	Donations for current Fiscal Year			
			Number of times on status quo within last two years	If below 15 members appears					If net loss is greater than 20% appears					If no report in 3 months appears in	When more than one year appears in	Number of repeat terms	Notes the officers that do not have an active	If no report at 12 months appears in red		
Exc Award (06/30/2020)																				
52247	REHOBOTH ANAWAN	12/11/1991	Active	26	3	6	-3	-10.34%	29	12	3			N	M,VP,SC	13				
Exc Award (06/30/2016, 06/30/2018)																				
12169	ROCHESTER	04/14/1966	Active	16	0	0	0	0.00%	17		8		3		VP	17		\$1,000.00		
Exc Award (06/30/2018, 06/30/2019)																				
12170	ROCKLAND	03/20/1957	Active	16	0	0	0	0.00%	16		16	1	None		P,S,T,M,VP SC	24+	90+ Days	\$50.00		
Exc Award (06/30/2016, 06/30/2018)																				
12171	SANDWICH-BOURNE	04/12/1971	Active	20	1	2	-1	-4.76%	21	23	3		None		P,VP,SC	6		\$100.00		
Exc Award (06/30/2018)																				
12173	SEEKONK	06/26/1958	Active	31	1	4	-3	-8.82%	35	20	4				VP,SC	14		\$5,000.00		
12174	SOMERSET	06/23/1944	Active	74	0	7	-7	-8.64%	81	13	3		2	R	SC	0		\$2,170.00		
Exc Award (06/30/2016, 06/30/2017, 06/30/2020)																				
52815	SOUTH ATTLEBORO VILLAGE	04/08/1992	Active	53	5	0	5	10.42%	50		0			N	SC	0		\$150.00		
Exc Award (06/30/2019, 06/30/2020)																				
46289	SOUTH CARVER	06/24/1986	Active	11	0	1	-1	-8.33%	12	6	2		4	R	SC	0		\$50.00		
142484	Southeastern MA Paws of Comfort	08/12/2020	Active	25	1	4	-3	-10.71%	27	4	2			N		11		\$618.00		
Exc Award (06/30/2021)																				
140150	Wareham	10/23/2019	Active(1)	21	0	0	0	0.00%	19		6				VP	17				
Exc Award (06/30/2024)																				
12177	WEST BRIDGEWATER	03/25/1947	Active	58	7	4	3	5.45%	54	14	2		2	N	SC	0		\$5,500.00		
Exc Award (06/30/2024)																				
12178	WESTPORT	11/16/1961	Active	14	0	4	-4	-22.22%	19	17	8			R	T,M,SC	2		\$4,500.00		
135313	Whitman Hanson Centennial	06/23/2018	Active(1)	1	0	0	0	0.00%	1		14		None		P,S,T,M,VP SC	14				

Clubs Cancelled Previous Fiscal Year – Clubs Cancelled within last 12 months may be reinstated

Club Number	Club Name	Charter Date	Current Status*	Cancellation Date
45094	HALIFAX PEMBROKE	06/18/1985	Cancelled(8*)	08/29/2023



## Club Health Assessment for District 33 S through March 2025

				Status		Membership								Reports				Finance		LCIF
						Current Member Count	YTD Members Added	YTD Members Dropped	YTD Net Growth	YTD Net Growth%	Member Count 12 Months Ago	Avg. length of service for dropped members	Months Since Last MMR ***	Yrs. Since Last Officer Report	President Rotation	Vice President Reported ****	Months Since Last Activity Report ***	Account Balance	Donations for current Fiscal Year	
Club Number	Club Name	Charter Date																		
			Number of times on status quo within last two years	If below 15 members appears				If net loss is greater than 20% appears			If no report in 3 months appears in	When more than one year appears in	Number of repeat terms	Notes the officers that do not have an active	If no report at 12 months appears in red					
Current Total Clubs Count	YTD New Clubs Count	YTD Cancelled Clubs Count	YTD Net Club Gain	Current Total Members Count	YTD Add	YTD Drop	YTD Net Growth	YTD Net Growth %	Member Count 12 Months Ago	Average Member Count Per Club	% of Clubs with less than 20 members	% No MMR in 3 Months	% No Officer Report in 12 Months	% of Clubs with balance 90+ days	Number of Clubs in Status Quo	% Status Quo Clubs in Financial Suspension	Number of Cancelled Clubs	Average Cancelled Club Age	Members Lost Due to Cancellation	% of Clubs Cancelled for Non-Financial Reasons
46	0	0	0	1,404	107	146	-39	-2.70%	1,451	31	43%	52%	4%	2%	0	0%	0	0	0	0%

\* - P - Priority Club. Cancellation Reasons: 1-Objectives/conduct, 2-Non-active club, 5-Non-existing club, 6-Disbanding, 7-Merger, 8-Financial Suspension, 9-District/Multiple District Dues.

\*\* - Abbreviation: P-President, S-Secretary, T-Treasurer, M-Member Chairperson, VP-First Vice President, MC-Communications Chairperson, SC-Service Chairperson

\*\*\* - Abbreviation: N/R - Never reported using the Lions Clubs website, N/A - Not applicable, No password registered for the Lions Clubs website.

\*\*\*\* - Abbreviation: N - New, IP - Immediate Past, R - Repeat.